



ShowCase · White · Colonial

ShowCase™

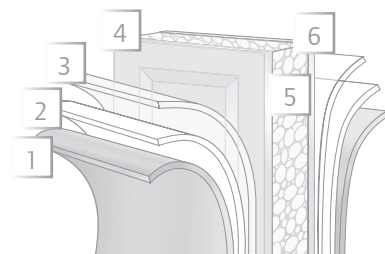

More than Good Looks

With a substantial woodgrain texture embossment, Raynor ShowCase™ brings beauty and instant curb appeal to any home. But good looks are just the beginning. Beneath the surface, ShowCase is also one of the most stringently engineered garage doors you can own. ShowCase is made from rugged, galvanized steel inside and out. Its two-sided steel design encases a core of thermally bonded, CFC-free, expanded polystyrene insulation. A full 2" thick, ShowCase features sandwich-style construction made from high-strength, impact-resistant steel and provides thermal protection at a 10.25 R-value.

Engineered to Last

ShowCase has heavy-duty, hot-dipped, galvanized steel sections with an epoxy primer and baked-on polyester finish, which resists rust and impact denting. To assure durable, long-lasting performance, ShowCase offers standard features including:

1. Vinyl thermal break between interior and exterior skins
2. Sectional joint seal to prevent weather infiltration
3. Hot-dipped, galvanized steel track
4. Nylon-encased, steel wheel, ball bearing rollers
5. Bottom weatherseal to keep weather out
6. Adjustable track for a precise fit



1. baked-on finish
2. epoxy primer
3. galvanized layer
4. high-strength steel
5. polystyrene insulation
6. high-strength steel

Pick your **PANEL***

Colonial, Flush & Carriage House

Heights: 4'9"-5'1" in 1" increments, 5'3", 5'6", 5'7", 5'9", 6', 6'4"-7' in 1" increments, 7'2", 7'3", 7'6" to 7'9" in 1" increments, 8'-9' in 1" increments, 9'2", 9'3", 9'6"-10' in 1" increments

Widths: 4'-18' in 1" increments

Ranch

Heights: 4'9"-5'1" in 1" increments, 5'3", 6'4"-7' in 1" increments, 8', 8'1", 8'2", 8'3", 8'5"-8'9" in 1" increments, 9'10", 10'

Widths: 4'-18' in 1" increments




Colonial



Ranch



Carriage House



Flush



Blush Beadline

**Actual appearance may vary. Some select widths may not be available.*

Limited **WARRANTY****

Door Sections

"For As Long As You Own Your Home" against rust

Hardware

6-years to the original purchaser against defects in material and workmanship

Springs

3-years to the original purchaser against defects in material and workmanship

***Limited Warranty: Visit www.raynor.com/products for complete Limited Warranty details.*

WindLoad System

Raynor Masterpiece is an ideal product for meeting the demands of the most rigorous Wind Load or impact rating guidelines. Raynor Wind Load Systems meet or exceed the Florida Building code and are tested to ANSI/DASMA 108 & 115. Additionally, Raynor Masterpiece garage doors can be configured to comply with Miami-Dade product requirements (TAS 201, TAS 202, TAS 203) and are available in both post and non-post designs, giving our customers flexibility in choosing between an assisted or unassisted hurricane-ready system.

Pick your **COLOR**

Solid Color Options




The swatches shown on monitors and printed materials may vary from the actual color. For a true representation of the color, visit your local Raynor Dealer.

Pick your **WINDOW**

Snap-In Inserts



Colonial



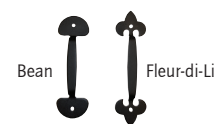
Ranch

Pick your **HARDWARE**

Optional Decorative Hardware

The hardware appears hand-forged, adding a historically-accurate dimensional quality. Choose from Bean or Fleur-de-Lis designs.

Handles



Straps



Exclusively Distributed by: