



Masterpiece · White · Flush

Masterpiece™

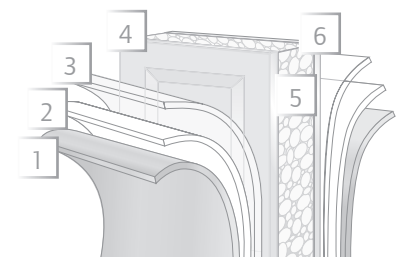

A Look That Is Tough to Resist

Raynor Masterpiece combines all the features homeowners want. It's eye-catching, deeply embossed woodgrain texture adds instant curb appeal to any home. Masterpiece is made from rugged, galvanized steel inside and out. Masterpiece features sandwich-style construction made from high-strength, impact-resistant steel encasing a core of thermally bonded, CFC-free, expanded polystyrene insulation. A full 2" thick, this door provides thermal protection at a 10.25 R-value. Best of all, our EnduraCote™ Hardware System is standard, so the entire package, door and hardware, is warranted "For As Long As You Own Your Home."

Designed to Weather the Elements

Masterpiece has heavy-duty, hot-dipped, galvanized steel sections with an epoxy primer and baked-on polyester finish, which resists rust and impact denting. To assure durable, long-lasting performance, Masterpiece offers standard features including:

1. EnduraCote™ Hardware System provides a clean, finished look for track
2. Nylon-encased, steel wheel, ball bearing rollers
3. Painted-white endstile
4. Black, powder coat painted springs and torsion bar
5. Section joint seal to prevent weather infiltration
6. Vinyl thermal break between interior and exterior skins.



1. baked-on finish
2. epoxy primer
3. galvanized layer
4. high-strength steel
5. polystyrene insulation
6. high-strength steel

Pick your **PANEL***

Colonial, Flush & Carriage House

Heights: 4'9"-5'1" in 1" increments, 5'3", 5'6", 5'7", 5'9", 6', 6'4"-7' in 1" increments, 7'2", 7'3", 7'6" to 7'9" in 1" increments, 8'-9' in 1" increments, 9'2", 9'3", 9'6"-10' in 1" increments

Widths: 4'-18' in 1" increments

Ranch

Heights: 4'9"-5'1" in 1" increments, 5'3", 6'4"-7' in 1" increments, 8', 8'1", 8'2", 8'3", 8'5"-8'9" in 1" increments, 9'10", 10'

Widths: 4'-18' in 1" increments




Colonial



Ranch



Carriage House



Flush



Flush Beadline

**Actual appearance may vary. Some select widths may not be available.*

Limited **WARRANTY****

Door Sections

"For As Long As You Own Your Home" against rust

Hardware

"For As Long As You Own Your Home" against defects in material and workmanship

Springs

"For As Long As You Own Your Home" against defects in material and workmanship

***Limited Warranty: Visit www.raynor.com/products for complete Limited Warranty details.*

WindLoad System

Raynor Masterpiece is an ideal product for meeting the demands of the most rigorous Wind Load or impact rating guidelines. Raynor Wind Load Systems meet or exceed the Florida Building code and are tested to ANSI/DASMA 108 & 115. Additionally, Raynor Masterpiece garage doors can be configured to comply with Miami-Dade product requirements (TAS 201, TAS 202, TAS 203) and are available in both post and non-post designs, giving our customers flexibility in choosing between an assisted or unassisted hurricane-ready system.

Pick your **COLOR**

Solid Color Options



The swatches shown on monitors and printed materials may vary from the actual color. For a true representation of the color, visit your local Raynor Dealer.

Pick your **WINDOW**

Snap-In Inserts



Colonial



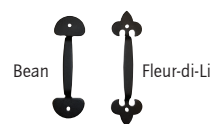
Ranch

Pick your **HARDWARE**

Optional Decorative Hardware

The hardware appears hand-forged, adding a historically-accurate dimensional quality. Choose from Bean or Fleur-de-Lis designs.

Handles



Straps



Exclusively Distributed by: