



# AV300

## Sectional Rail and Stile Doors




A full 3" thick, the new AV300 is the sturdiest door in the AlumaView family. The increased thickness adds increased strength and durability. With the incorporation of the U-bar trussing inside the rails, there are no obstructions to your view. The AV300 is the clear choice for auto dealerships, car washes, corrosive environments, police, fire and ambulance stations, quick lubes, repair facilities, restaurants, marinas, sports facilities and buildings with large opening sizes.



### Integral U-Bar

The first 3" thick aluminum door in the industry provides even greater strength and durability. With an integral U-bar the truss is contained within the rail (as required), providing a clean and unobstructed view.



### Air and Water Infiltration Seals

Our EPDM bulb seal in between each section locks out wind and water from the interior of the building.



### Certified Wind Load

The AV300 is wind load certified, Florida approved (FL21372 & FL16225), HVH2 approved and impact rated up to 18'2" wide. +43/-48 Design PSF.




### Large Sizes

Get the size you need with widths and heights available to 24'. Top and bottom rail 6 1/2" high.

## Optional Upgrades

### Finishes:



#### Anodized Aluminum

Standard: Clear  
Optional: Champagne, Light, Medium, Dark or Extra Dark Bronze, or Black.



#### Elegant Finish Woodtones™

Aluminum coated with durable and long lasting material that delivers a high definition wood grain look.



#### Optional 188 ArmorBrite™ Colors

Complete the building's "wow" factor by selecting the perfect offsetting color, including finishes that match anodized colors without the long lead times of anodizing.

### Windows:



#### Glass

Available in impact glass, tempered, tinted, double-pane, insulated, acrylic, or polycarbonate in a variety of thicknesses. Glass thickness range from 1/8" to 1".



**Panels** Solid aluminum panels are ideal for busy environments, prevents glass breakage at critical heights, protecting your investment. Insulated panels, kick panels and impact rated panels are also available.

### Hardware:



#### Optional EnduraCote™ Track Hardware

Powder coated hardware and nylon rollers provides a finished, clean look to your door.



#### Optional High-Cycle Springs

Providing long, reliable operation in high traffic areas.




#### Locks

Raynor locks give you true security, with the strongest spring loaded, positive engaging lock in the market.



#### Weather Seals

Flexible vinyl flap header seal and EPDM rubber jamb seals are available to reduce air infiltration by sealing the door when closed.



#### Customized Track

Available to fit special clearances, inclines or contours. A QuikClip™ pre-assembled track option is also available.



#### Carbon Monoxide Vents

Channels fumes outside when door is closed.

## Standard Limited Warranty\*

**Sections:** 5-years **Hardware, Track and Springs:** 1-year

\*Limited Warranty: Visit [www.raynor.com/products](http://www.raynor.com/products) for complete Limited Warranty details.